

The screenshot shows the registration page for Grande Prairie Public School Division. A white box at the top right contains the title: **Register a Child of a New GPPSD Family Instructions**. On the left, a sidebar menu has 'New GPPSD Families Registration Information' circled in red. The main content area features two green buttons: 'Register a Child (New GPPSD Family)' (circled in red) and 'Register an Additional Child (Current GPPSD Family)'. Below these are two columns of text explaining each option. A 'More information:' section contains two links: 'Registration information for a Child of a New GPPSD Family' (circled in red) and 'Registration information for an Additional Child of a Current GPPSD Family'. Below that is a 'Registration Frequently Asked Questions' section with a 'Questions & Answers' button. At the bottom is a 'Schools & Programs of Choice' section with a corresponding button.

For students enrolling in a GPPSD School for the First time or who are not currently attending a GPPSD School

Contents

Registration Information.....	1
SchoolEngage on the GPPSD website	2
SchoolEngage on your School website	3
Creating a School Engage Account and Signing in	4
SchoolEngage Home Page.....	5
'Add Student'	5
Starting the Registration form	6
Required Documentation for New Student Registration.....	6
Tips for Entering Information.....	8
Populating Information in the New Student Registration Form.....	10
Student Information	10
Student's Citizenship Status.....	10
Foreign Students	12
Language(s) Spoken	12
Mailing Address Information	13
School Registration and Program Choice.....	15
School Information.....	15
Programs of Choice:.....	15
Francophone Education Eligibility.....	16
Previous Schooling Information.....	17
Parent and Guardian Information.....	18
Other Guardianship, Custody or Access Rights.....	19
Emergency Contacts	20
Important Student Medical Conditions	20
Student Special Needs	21
Indigenous Students	22
Information, Consent Forms and Agreements	22
Freedom of Information and Protection of Privacy Act (FOIP).....	22
FOIP Consent.....	22
Copyright Consent.....	23
Electronic Communications Consent	23
Responsible Use of Technology – Parent Endorsement for Student.....	23
Fee Agreements and Pre-Authorized Debit Forms.....	23
Immunizations for Kindergarten Students.....	23

Violence/Threat Risk Assessment (VTRA) Fair Notice Letter 23

Emergency Procedures Guide for Parents 23

Declaration..... 24

Submit 24

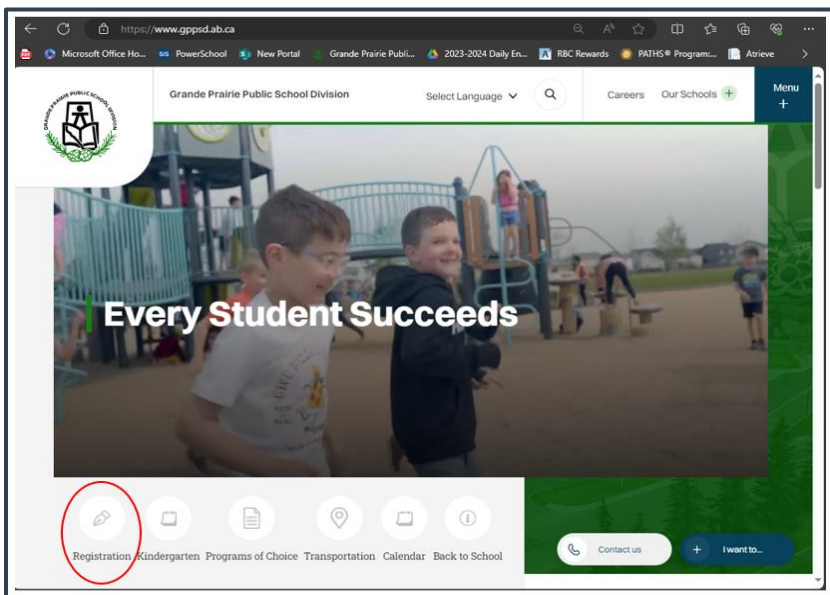


Registering a Child of a New Family to GPPSD

New Kindergarten to Grade 12 & Montessori or French Immersion Preschool

This information is for Parents/Guardians who are new to Grande Prairie Public School Division (GPPSD) and enrolling a child in school for the first time or enrolling a child who is not currently attending a GPPSD school.

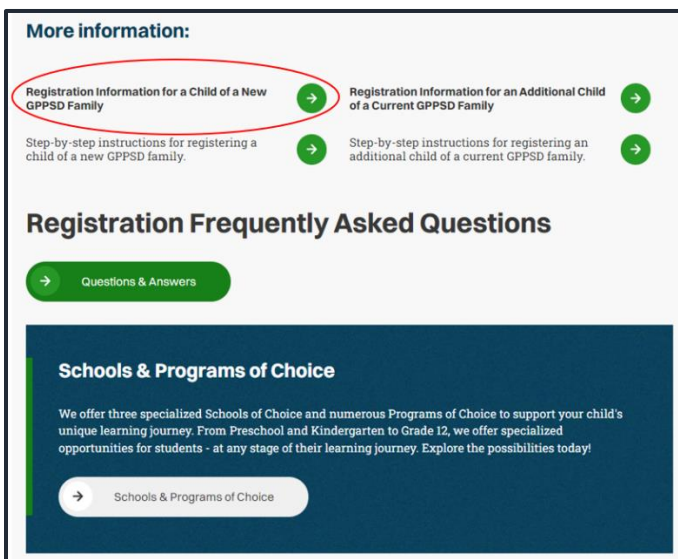
Registration Information



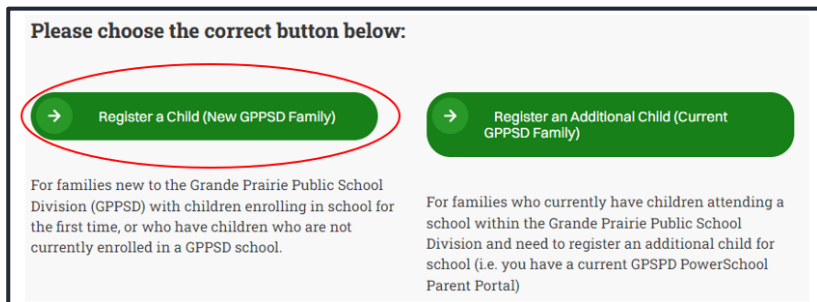
<https://www.gppsd.ab.ca>

If you would like more information on registering your child, it can be found on the GPPSD website at:

<https://www.gppsd.ab.ca/registration>



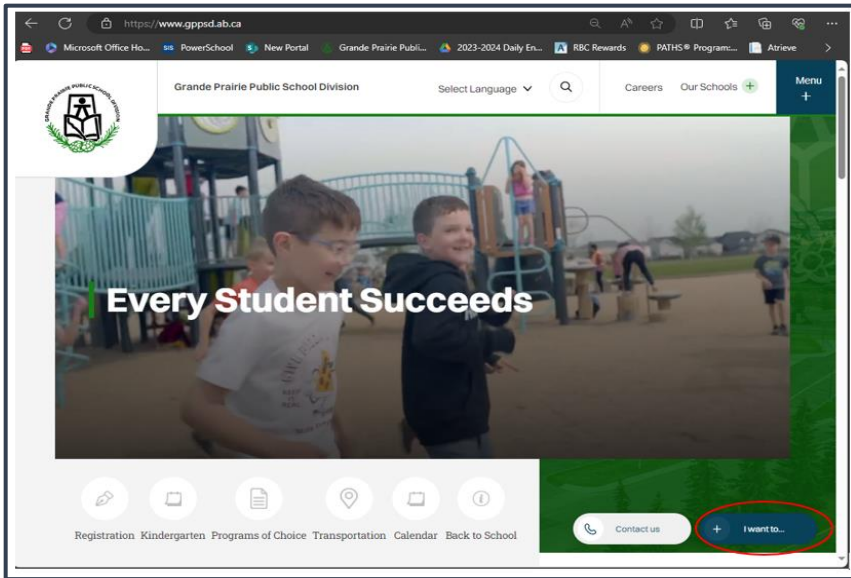
If you are looking for more information before you register your child click the **Registration Information for a Child of a New GPPSD Family** button



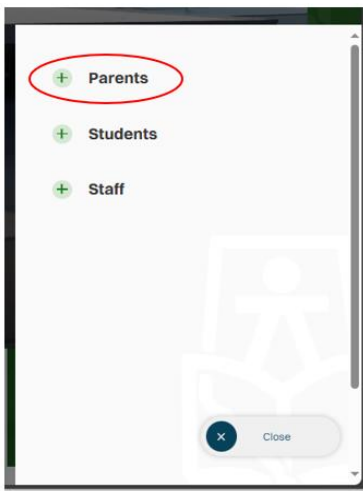
When you are ready to proceed with registration select the **Register a Child (New GPPSD Family)** button

If you are ready to start the registration for your child you will want the link to SchoolEngage to access the online registration. You can find it in two places.

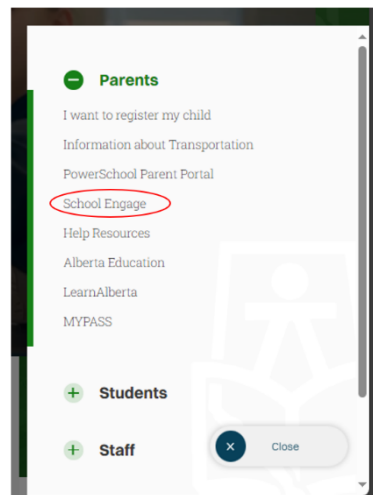
SchoolEngage on the GPPSD website on the home page at www.gppsd.ab.ca.



To find the SchoolEngage Link
Click 'I want to...'

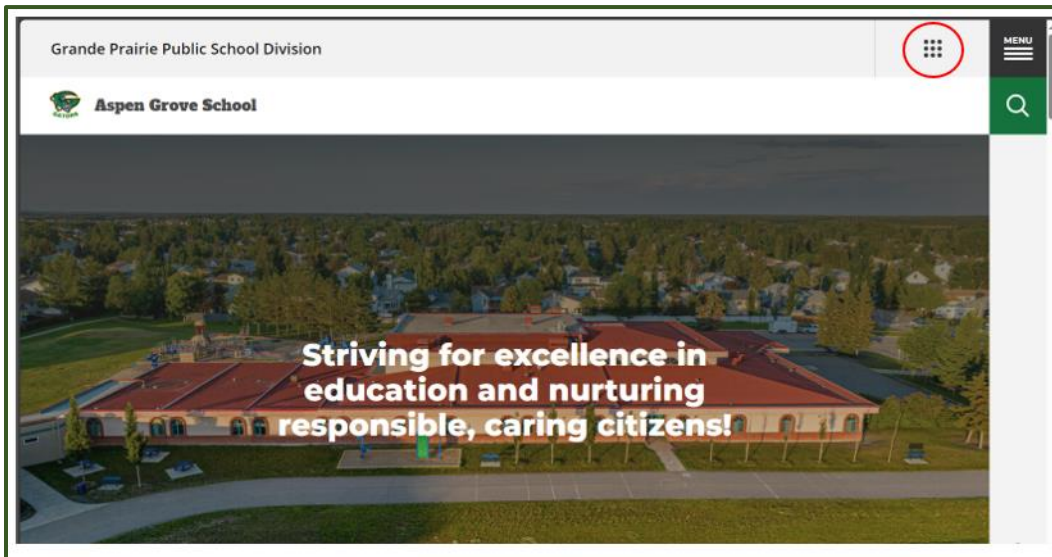


Select
'+Parents'




Select
'SchoolEngage'
<https://gppsd.schoolengage.ca/#/login>

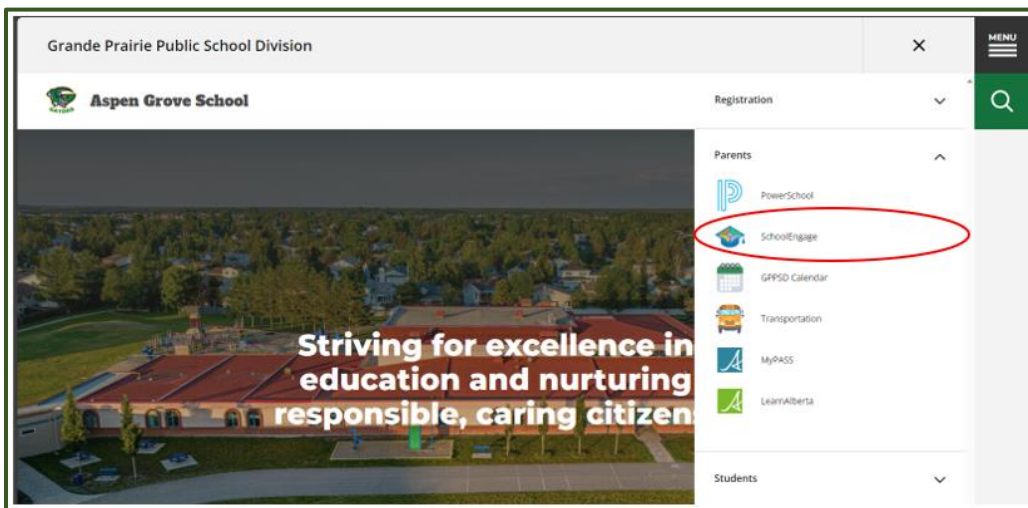
SchoolEngage on your School website



Select the waffle menu




Select Parents in the drop down menu



Select SchoolEngage from the Parent drop down menu.

Creating a School Engage Account and Signing in



SchoolEngage

Grande Prairie Public School Division

Sign In

EMAIL Please enter your email address

Enter your email address

PASSWORD

Forgot password?

Create new account? Sign In

SchoolEngage Service Announcements


There are no upcoming SchoolEngage Service Announcements at this time.

SchoolEngage v1.9.9.2 - developed by INTELLIMEDIA POWERING SUCCESS

The button on the home page will take you to the School Engage log in window.

Please click the link to create an account.

From: Grande Prairie Public School Division <donotreply@schoolengage.ca>
Sent: Thursday, February 27, 2020 9:47 AM
To: Betty Cooper <Betty.Cooper@GPPSD.ab.ca>
Subject: Account Creation Confirmation



SchoolEngage Account

Greetings Betty Cooper,

To confirm creation of your SchoolEngage account please click [here](#).

If you cannot open the link, please copy and paste into the browser.

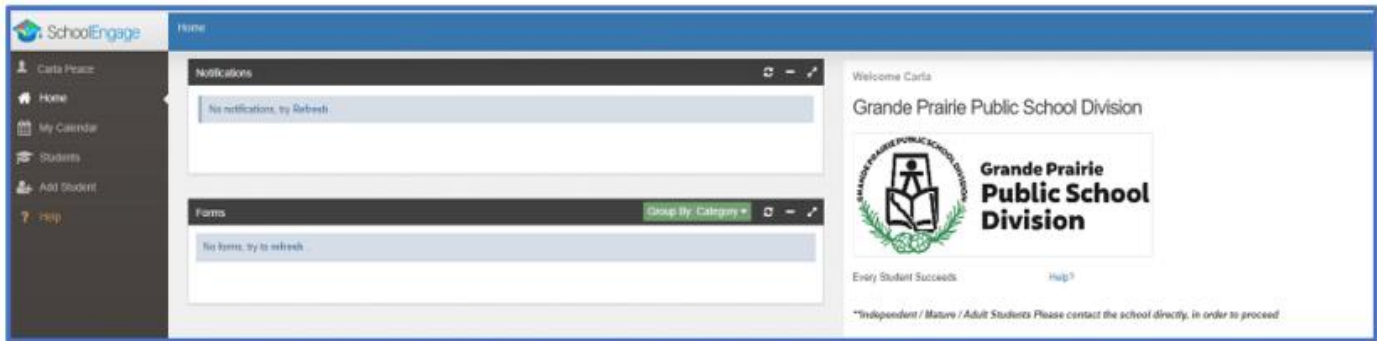
<https://gppsd.schoolengage.ca/api/users/552302/confirm-email?key=132272956079953995>

Once the account is created you will receive an email to verify your account.

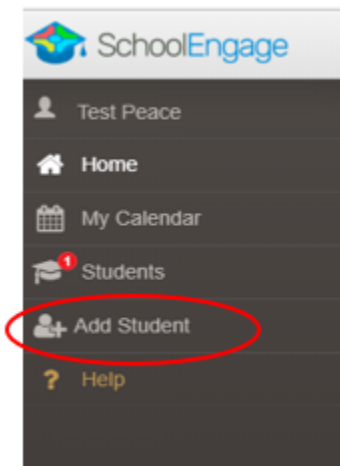
Click the “here” in your email to confirm your account. ***Please check your Junk Mail folder in your email if you don't receive it.***

Once you confirm your account go back to <https://gppsd.schoolengage.ca/#/login> and log in to SchoolEngage account using your email and password you used to set up the account.

SchoolEngage Home Page



'Add Student' to add a new student to register



Add Student

First Name	Birth Date
<input type="text" value="First Name"/>	<input type="text" value="Birth Date"/>
Last Name	Middle Name
<input type="text" value="Last Name"/>	<input type="text" value="Middle Name"/>

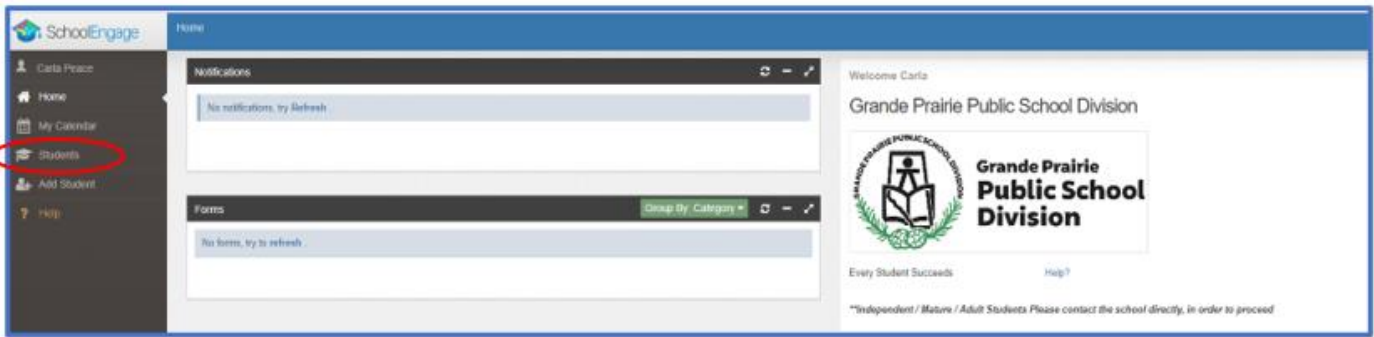
Upon selecting Add Student the following screen will display requiring input of:

- Student Legal First, Middle and Last Name
- Date of Birth

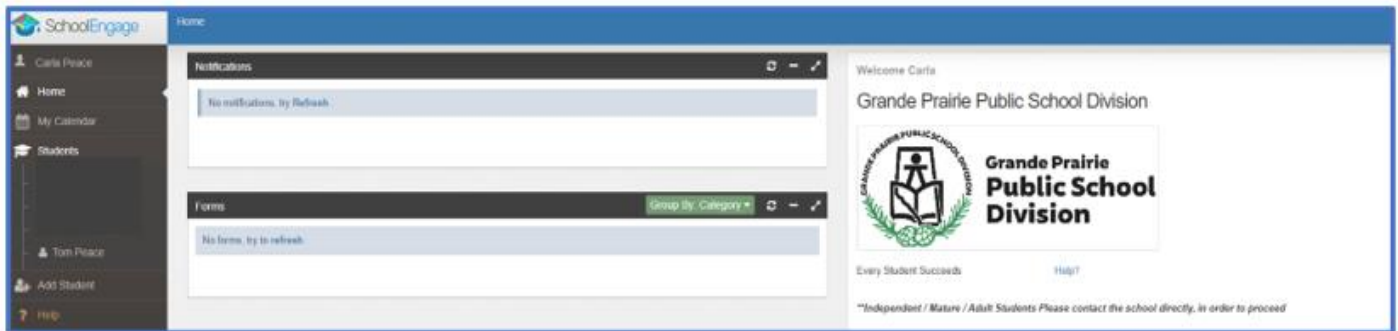
Once all the required information is entered click **Save**.

Starting the Registration form

On the left Navigation Menu select Students,



This is the list of all the students attached to your account including the new student you added.



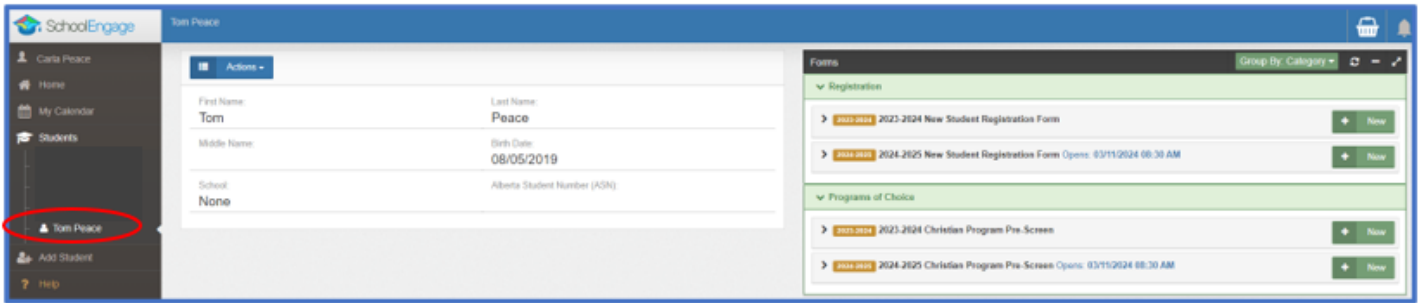
Please note that a newly created student can only be edited or deleted until a form is created under his/her profile at which time they can no longer be deleted or their basic information modified.

Required Documentation for New Student Registration:

- a copy of the student's birth certificate or other documentation related to citizenship/residency
- Proof of address (Utility or Rental agreement, real-estate sales agreement with parent/guardian name – matching address in the form)
- Custody/Guardianship documents if applicable
- Alberta Health Care number
- Banking information, if required for Program of Choice tuition, pre-authorized debit, etc.

If you are unable upload documentation with this application, please contact the school to provide them a copy. If required documentation is not received, the processing of your application may be delayed.

Select the student you wish to complete the New Student Registration form for.



There will be four forms displayed:

- **2023-2024 New Student Registration Form** – registration for Preschool and Kindergarten to Grade 12 starting in the current school year, for English, French Immersion and Montessori Programming. Complete this form only if you have moved to Grande Prairie before the end of June 2024.
- **2024-2025 New Student Registration Form** – registration for Preschool and Kindergarten to Grade 12 starting in September 2024 for English, French Immersion and Montessori Programming for the 2024-2025 School Year.
 - **Programs of Choice** – families that are interested in our Programs of Choice, KinderPAL, Academy, Academy Athletics, International Baccalaureate, Apprenticeship, Late Entry French Immersion. STEM Learning and Music Program Grade 5-8, can register their child within the New Student Registration Form
- **2023-2024 Christian Program Pre-Screen Form** - complete this form only if you have moved to Grande Prairie before the end of June 2024 and are looking to register your student in in Christian Programming the current school year
- **2024-2025 Christian Program Pre-Screen Form** - for those interested in attending the Grande Prairie Christian School starting September 2024.

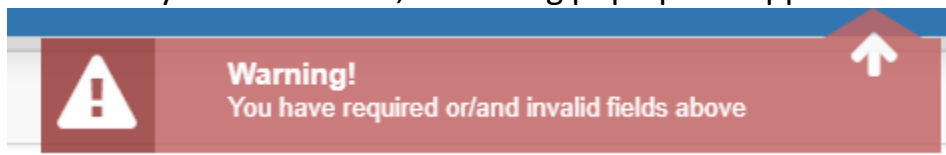
Click on the desired form, to complete the form click on *New*.

Once *New* is clicked, the Registration Form will appear and can be filled out.

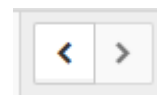
Following are options and considerations when completing a form.

Tips for Entering Information

- Mandatory fields are bordered in red. You will not be permitted to progress to the next page until they are completed.
 - If a mandatory field is missed, a warning pop up will appear.



- Fields with specific format will display a hint.
- Arrow buttons, and page number buttons, are available to navigate through the form.



- Completion status is displayed at the top of the page.



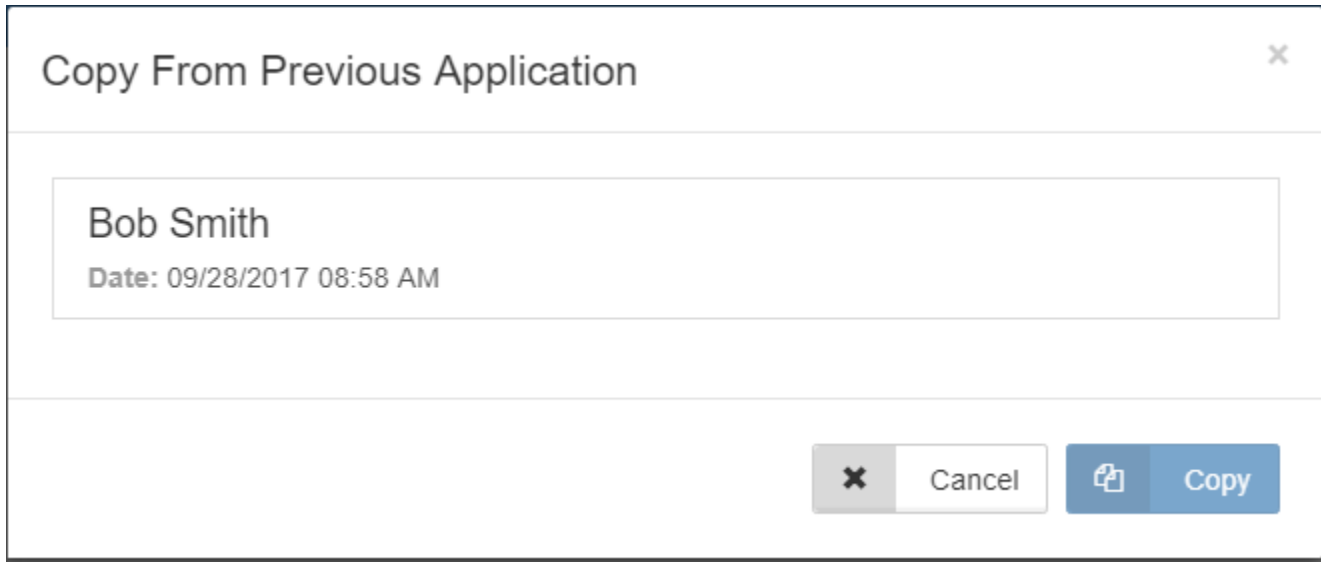
- To save page click on Save located at the top of the page. Data is also automatically saved as each step is completed. A form can be started and completed later.
- Some fields have a specific format such as phone numbers etc. 403-555-5555 and postal codes must have Capitals and #'s T8V4R5, no space
- There is an X on the right side of any box –If you have made a mistake in a field, you can click on the X to clear it and then continue.
- To go back to the previous screen, you can use the page numbers at the top, but only if you have completed the mandatory information on the screen that you are currently on.
- Make sure to Save at any time, you can also leave the Application and come back at any time.
- When the registration is submitted you will receive an email confirming that it was submitted.

Copy Headers (when registering multiple students in a family)

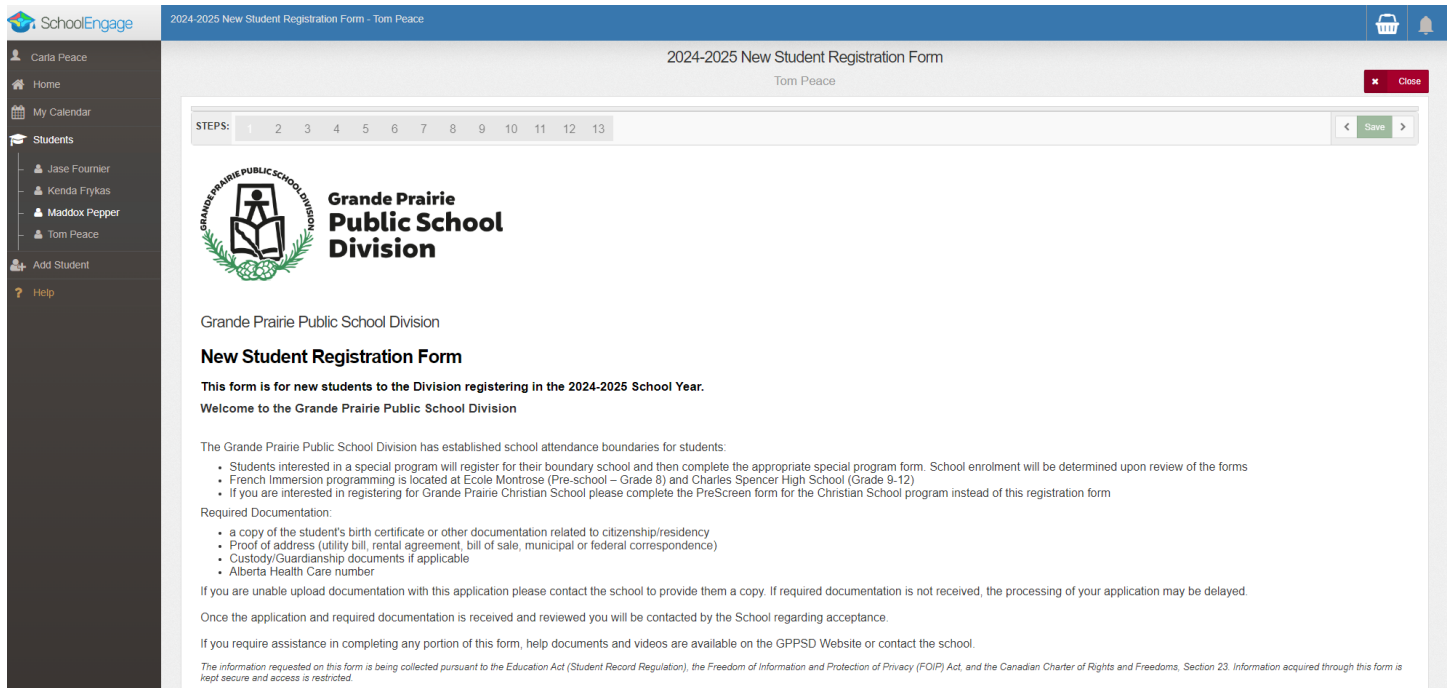
In the case where you may need to fill out the same form for more than one student, some forms will have a "Copy Header". Copy headers allow you to pull information such as parent information from previous form submissions to save time completing multiple forms. This will fill the data between the header selected and the next. If you see a section you'd like to auto-populate with information, press [Copy from previous application](#)

[Copy from previous application]

A pop-up will appear with a list of previous applications submitted from your parent account. You can either select an option and press [Copy](#)



Populating Information in the New Student Registration Form



The first page will provide you information about what is required to complete the registration.

Scroll down to reveal the Student Information section of the form.

Student Information

Legal Last Name	<input type="text" value="Legal Last Name"/> <small>This field is required.</small>
Legal First Name	<input type="text" value="Legal First Name"/> <small>This field is required.</small>
Legal Middle Name(s)	<input type="text" value="Legal Middle Name(s)"/>
Preferred Last Name (if different from Legal)	<input type="text" value="Preferred Last Name (if different from Legal)"/>
Preferred First Name (if different from Legal)	<input type="text" value="Preferred First Name (if different from Legal)"/>
Date of Birth	<input type="text" value="Date of Birth"/> <small>This field is required. You must be at least 3 years old by September 1st to register</small>
Grade Registering For:	<input type="text" value="Grade Registering For."/>

Legal Last name, Legal First name and DOB are required.

Please enter any preferred names used by the student.

Eligible 2024-2025 Kindergarten students are born in 2019

Student's Citizenship Status

Select Citizenship:	<input type="text" value="Select Citizenship:"/> <small>This field is required.</small>
You are required to attach proof of citizenship or residency. Do you have the documentation required to upload?	<input type="text" value="You are required to attach proof of citizenship or residency. Do you have the documentation required to upload?"/> <small>This field is required.</small>

The **Document Type** must be selected for Upload Document box to appear.

Student's Citizenship Status

Select Citizenship:

You are required to attach proof of citizenship or residency. Do you have the documentation required to upload?

Select Citizenship:

- Canadian Citizen – STUDENT is Canadian born or is Foreign born but has attained Canadian Citizenship
- Permanent Resident – STUDENT is admitted to Canada for permanent residence.
- Temporary Resident – Student has a Study Permit through Canada Immigration or is the child of a guardian that is legally admitted into Canada

Documents can be added using either drag and drop, or by clicking browse to select documents from your computer.

Student's Citizenship Status

Select Citizenship: Canadian Citizen – STUDENT is Canadian born or is Foreign born but has attained Canadian Citizenship

You are required to attach proof of citizenship or residency. Do you have the documentation required to upload? yes

Attach Required Documentation (e.g. Birth Certificate, Citizenship Documents)

Upload Required

Click the Upload Required box

Attach Required Documentation (e.g. Birth Certificate, Citizenship Documents)

Cancel (Upload Required)

File Category

- Canadian Birth Certificate
- Canadian Citizenship Card
- Canadian Citizenship Certificate
- Canadian Permanent Resident Card
- Canadian Temporary Resident Visa
- Foreign Birth Certificate

Choose your File Category.

Attach Required Documentation (e.g. Birth Certificate, Citizenship Documents)

Cancel (Upload Required)

Canadian Birth Certificate

Drop Files Here OR

Browse

Files can either be dragged and dropped to the location or by clicking browse to select documents from your computer.

Student's Citizenship Status

Select Citizenship: Canadian Citizen – STUDENT is Canadian born or is Foreign born but has attained Canadian Citizenship

You are required to attach proof of citizenship or residency. Do you have the documentation required to upload? no

Please Explain

Please Explain

This field is required.

You may proceed with this application, however without required documentation we will not be able to approve. You can submit this application and upload documentation at a later date, or you may contact the school to arrange to provide it in person.

A document upload is required, if you answer “No” you are asked to explain and then you can proceed with the registration.

When documents are uploaded, they will all show up in the same folder. Ex. If an upload of the Birth Certificate is completed, then the Proof of Address is added, both will be seen in the Uploads folder.

Foreign Students

Student's Citizenship Status

Select Citizenship:

You are required to attach proof of citizenship or residency. Do you have the documentation required to upload?

Attach Required Student Documentation

Attach Required Parent Immigration Documentation (e.g. Work Permit, Permanent Resident Documents, Temporary Work Permit)

Select Citizenship:

- Canadian Citizen – STUDENT is Canadian born or is Foreign born but has attained Canadian Citizenship
- Permanent Resident – STUDENT is admitted to Canada for permanent residence**
- Child of a Canadian Citizen – STUDENT is biological or legally adopted child of a Canadian Citizen and has not attained Canadian Citizenship or Permanent Residency
- Child of a Resident – STUDENT is a biological or legally adopted child of a Permanent or Temporary Resident or Refugee Claimant
- Temporary Resident – Student has a Study Permit through Canada Immigration ie. Student Visa (They are a Foreign Student)

Students that are Permanent Residents, Children of a Canadian Citizen but foreign born, Child of a Resident or a Temporary Resident, must

provide student documents and parent documents as well. See above for instructions on uploading documents.

Language(s) Spoken

Language(s) Spoken

Is English the student's first language spoken?

This field is required.

If English is the language spoken at home indicate Yes

Language(s) Spoken

Is English the student's first language spoken?

If NO, what is the student's first language?

Has your child ever received formal education where instruction was delivered in English?

This field is required.

Do you require the assistance of a translator when initially meeting with school staff?

This field is required.

If English is not your native language indicate No and complete the following questions.

Other Information

Home Phone

This field is required.

Gender

This field is required.

Alberta Health Care #

This field is required.

I do not have an Alberta Health Care # at this time

Sibling Information

Does the student have siblings attending this or another GPPSD school?

This field is required.

Complete the rest of the Student Information and any Sibling Information for any that attend GPPSD and continue to the next page.

Mailing Address Information

Mailing Address Information

Where do you live?

Apartment or Unit Number ?

Where do you live?

- City of Grande Prairie
- County of Grande Prairie
- Other

The first question in the address information will ask “Where Do you live?” The drop-down box will indicate your choices

Apartment or Unit Number ?

Apartment or Unit Number

Address Map

House/Building Number and Street Address

Mailing City

This field is required.

This field is required.

Mailing Postal

Mailing Postal

This field is required.

Enter your apartment or unit number if you have one.

In the Address Map box start typing your address

Mailing Address Information

Where do you live?

City of Grande Prairie

Apartment or Unit Number ?

Apartment or Unit Number

Address Map

9541

- 9541 63 Ave Grande Prairie AB
- 9541 64 Ave Grande Prairie AB
- 9541 65 Ave Grande Prairie AB
- 9541 66 Ave Grande Prairie AB
- 9541 67 Ave Grande Prairie AB
- 9541 68 Ave Grande Prairie AB
- 9541 69 Ave Grande Prairie AB
- 9541 70 Ave Grande Prairie AB
- 9541 71 Ave Grande Prairie AB
- 9541 72 Ave Grande Prairie AB
- 9541 73 Ave Grande Prairie AB
- 9541 74 Ave Grande Prairie AB
- 9541 75 Ave Grande Prairie AB
- 9541 76 Ave Grande Prairie AB
- 9541 77 Ave Grande Prairie AB
- 9541 78 Ave Grande Prairie AB
- 9541 79 Ave Grande Prairie AB
- 9541 80 Ave Grande Prairie AB
- 9541 81 Ave Grande Prairie AB
- 9541 82 Ave Grande Prairie AB
- 9541 83 Ave Grande Prairie AB
- 9541 84 Ave Grande Prairie AB
- 9541 85 Ave Grande Prairie AB
- 9541 86 Ave Grande Prairie AB
- 9541 87 Ave Grande Prairie AB
- 9541 88 Ave Grande Prairie AB
- 9541 89 Ave Grande Prairie AB
- 9541 90 Ave Grande Prairie AB
- 9541 91 Ave Grande Prairie AB
- 9541 92 Ave Grande Prairie AB
- 9541 93 Ave Grande Prairie AB
- 9541 94 Ave Grande Prairie AB
- 9541 95 Ave Grande Prairie AB
- 9541 96 Ave Grande Prairie AB
- 9541 97 Ave Grande Prairie AB
- 9541 98 Ave Grande Prairie AB
- 9541 99 Ave Grande Prairie AB
- 9541 100 Ave Grande Prairie AB
- 9541 101 Ave Grande Prairie AB
- 9541 102 Ave Grande Prairie AB
- 9541 103 Ave Grande Prairie AB
- 9541 104 Ave Grande Prairie AB
- 9541 105 Ave Grande Prairie AB
- 9541 106 Ave Grande Prairie AB
- 9541 107 Ave Grande Prairie AB
- 9541 108 Ave Grande Prairie AB
- 9541 109 Ave Grande Prairie AB
- 9541 110 Ave Grande Prairie AB
- 9541 111 Ave Grande Prairie AB
- 9541 112 Ave Grande Prairie AB
- 9541 113 Ave Grande Prairie AB
- 9541 114 Ave Grande Prairie AB
- 9541 115 Ave Grande Prairie AB
- 9541 116 Ave Grande Prairie AB

Proof of Address

Proof of address is required for registration to determine the student's eligibility for the application.

Upload Required

A drop-down box will appear choose your address.

Mailing Address Information

Where do you live?

City of Grande Prairie

Apartment or Unit Number ?

Apartment or Unit Number

Address Map

9541 83 Ave Grande Prairie AB

+ If you are experiencing issues entering your address click here

Map Satellite

Mailing Postal

This field is required.

If your address doesn't appear, click the blue box to override the Map. This may happen if you have chosen “live in” the County and have a County address

If you are experiencing issues entering your address click here

Override

Mailing Address

714042 Range Road 72

Mailing City

CO OF GP NO. 1

Mailing Province

Alberta

Cancel Save

Click the Override box enter your address and then click Save

Where do you live?	County of Grande Prairie
Apartment or Unit Number	18
House/Building Number and Street Address	714042 Range Road 72
Mailing City	County of Grande Prairie No. 1
Mailing Province	Alberta
Mailing Postal	T8W 5R2

(any County Addresses or rural city addresses please put your house number in the unit number then your Range Road or Township Road in the Building number and Street address)

Proof of Address

Proof of address is required for registration to determine the students designated school. Acceptable documents for proof of address are: Utility or cell phone bill, Rental agreement, real-estate sales agreement. Documents must contain the parents name and the address on the application.

Upload Required

I do not have proof of address at this time

Proof of Address is required, please upload one of the acceptable documents. If no document is available at this time, the box can be clicked “I do not have proof of address at this time”, but your application will not be accepted until this document is received.

Physical Address (only fill in if different than Mailing Address)

Physical Address	Physical Address
Physical City	Physical City
Physical Province	Physical Province
Physical Postal	Physical Postal

Physical address is required if your mailing address is a PO Box, or different from your mailing address.

School Registration and Program Choice

School Information

At the time of registration you must register for your designated school. You will be assigned forms for any special programs you require based on your selections.

The screenshot shows a registration form titled "School Information". It contains the text: "At the time of registration you must register for your designated school. You will be assigned forms for any special programs you require based on your selections." Below this text are three input fields: "Overall Program Choice", "Grade", and "Designated School". The "Overall Program Choice" dropdown menu is open, showing the following options: "Overall Program Choice", "English Program", "French Immersion Program", and "Montessori Program". The "English Program" option is highlighted in blue.

Select your Overall Program of Choice.

- English Program
- French Immersion Program
- Montessori Program

Based on your Overall Program Choice, your address and grade the boundary school will be your only available choice of Designated School

The screenshot shows the same registration form as above. The "Overall Program Choice" dropdown menu is now closed and shows "English Program". The "Grade" field shows "Grade 1". The "Designated School" dropdown menu is open, showing the following options: "Designated School" and "Alexander Forbes The Academy". The "Alexander Forbes The Academy" option is highlighted in blue.

Those interested in Programs of Choice (see below), must register at the student's Designated School. Once the new student registration form is submitted, this form it will be forwarded to the Program of Choice School. That school will contact you to continue their process for enrollment.

Only programs available to students (based on their grade) will show on the registration form.

Programs of Choice:

- KinderPAL (Kindergarten)
- Late Entry French Immersion (for students going into Grade 5)
- Academy (Grade 4 to 12 students, Hockey, Soccer, Dance and Golf)
- Academy Athletics (Grade 4 to 12 students)
- STEM Learning (Kindergarten to Grade 8)
- Music Program Grade 5-8
- International Baccalaureate Prep (Grade 9 & 10)

- International Baccalaureate Diploma Programme (Grade 11 & 12)
- Apprenticeship Program (Cosmetology / Automotive) (Grade 11 & 12)

****Those interested Christian School programming please complete the Christian School Pre-screening form not the New Student Registration form.**

Francophone Education Eligibility

Section 23 Francophone Education Eligibility Declaration

(To be completed by all Parents)

The exercise of Francophone eligibility rights refer to instruction in a Francophone school, NOT a French Immersion school. According to the School Act and Section 23 of the Canadian Charter of Rights and Freedoms, a student is eligible for instruction in a Francophone school if at least one parent is a Canadian citizen and one of the following three conditions exist:

- Either parent's first language learned and still understood is French, or
- Either parent has received their primary school instruction in Canada, in French, or
- One or more of the parent's children has received or is receiving primary or secondary instruction in French in Canada

Based on this criteria, does your child have Francophone eligibility?

This field is required.

GPPSD offers French Immersion programming, and French Second Language programming.

If you would like to exercise your right to a Francophone Education, you must contact Ecole Nouvelle Frontiere at (780) 814-7945, as Francophone Education is not offered through Grande Prairie Public School Division.

Previous Schooling Information

<h3>Previous Schooling Information</h3>	
Has this student ever attended school previously, in Grande Prairie or elsewhere?	<input type="text" value="yes"/>
Has the student ever attended school in Grande Prairie Public School Division before?	<input type="text" value="no"/>
Has the student ever attended school in Alberta outside of Grande Prairie Public School Division?	<input type="text" value="yes"/>

Grande Prairie Public School Division, requires consent from parents to obtain student records that are from another Province.

<h3>Student Cumulative Record Request - Parent / Guardian Consent Form</h3>	
Student Name	<input type="text" value="Tom Peace"/>
Previous School Name - if no Previous School enter N/A	<input type="text" value="Previous School Name - if no Previous School enter N/A"/> <small>This field is required.</small>
Previous School - Town / City / Province / Country - if no Previous School Town enter N/A	<input type="text" value="Previous School - Town / City / Province / Country - if no Previous School Town enter N/A"/> <small>This field is required.</small>
Previous School - Phone Number	<input type="text" value="Previous School - Phone Number"/>
Previous School - Fax Number	<input type="text" value="Previous School - Fax Number"/>
Date Entering GPPSD	<input type="text" value="09/03/2024"/>
CERTIFIED PARENTAL NOTIFICATION I, the undersigned parent/guardian, certify that I am aware of the above request and that I approve such transfer of the records:	
By entering your name in the field below, you are providing electronic consent	
Parent / Guardian Electronic Signature	<input type="text" value="Parent / Guardian Electronic Signature"/> <small>By entering your name in this field, you are providing electronic consent</small>
Date of Signature	<input type="text" value="Date of Signature"/> <small>This field is required.</small>

This consent gives the Division the ability to contact the previous School to have the Students Cumulative Record sent to GPPSD.

The first day of School is September 3, 2024

Parent and Guardian Information

Please complete information for each parent or guardian, whether or not they are living together and with the student. Information is collected to ensure communication is directed to the appropriate individual(s) and/or address(es).

It is our responsibility to ensure that the legal parent/guardian provides and has access to student information.

Individuals, other than parents, who have been appointed guardianship through an Alberta Court or Court of King's Bench are required to provide copies of the court documents to the school. Upon receipt of these documents, the individual will be granted the rights of a parent. This would include a separate PowerSchool Parent Portal account.

For more information on Parents and Legal Guardians visit the Grande Prairie Public School website at: <https://www.gppsd.ab.ca/our-students-parents/parents-and-legal-guardians>

There must be Parent/Guardian information provided for at least one parent/guardian.

There are 4 Parents/Guardians sections available. Please include only natural parents or legal guardian information.

Involved step parents, Grandma and Grandpa, Aunts and Uncles or family friends can be included in the Emergency Contacts on the next page.

Single fathers can click this box. I do not need a Parent-Mother/Guardian #1

Parent-Mother / Guardian #1 [Copy from previous application]	
Relation to student (i.e. mother etc)	<input type="text" value="Relation to student (i.e. mother etc)"/> This field is required.
Last Name	<input type="text" value="Last Name"/> This field is required.
First Name	<input type="text" value="First Name"/> This field is required.

Parent information can be copied from your other children's applications by clicking "Copy from previous application"

Student lives with this Parent / Guardian	<input type="text" value="Student lives with this Parent / Guardian"/> This field is required.
Is the Mother/Guardian #1 a legal guardian of the student	<input type="text" value="Is the Mother/Guardian #1 a legal guardian of the student"/> This field is required.

Please indicate if the student is living with each parent and if that parent is a Legal Guardian.

Student lives with this Parent / Guardian	yes
Is the Mother/Guardian #1 a legal guardian of the student	yes
If this person is not the student's Mother but does have legal custody/guardianship, are there any court orders affecting access to the student. (Note: Copies of Court Documents are required)	If this person is not the student's Mother but does have legal custody/guardianship, are there any court orders affecting access to the student. (Note: Copies of Court Documents are required) This field is required.

Step-parents or guardians must provide documentation (legal court documents) for access of student information to be provided.

Custody/Guardianship Documents Upload

Upload

Please upload documents in the area provided.

the same format as above.

Enter the Parent-Father/Guardian #2 accordingly – it is

Parent-Father / Guardian #2

I do not need a Parent-Father/Guardian #2

If additional parents/guardians' information isn't required check the box accordingly.

Parent / Guardian #3

I need a 3rd guardian

Parent / Guardian #4

I need a 4th guardian

If more guardians are required, click the "I need at 3rd guardian" box. Again, guardian documentation will be required for this Parent/Guardian #3 or #4 to have student information access.

Other Guardianship, Custody or Access Rights

Other Guardianship, Custody Or Access Rights

If your child is subject to any other orders or agreements, other than mentioned above, please indicate below and discuss this situation with the school administration. If an order, or Kinship agreement exists affecting guardianship rights or custody or access rights, a copy of the order or agreement will be required for the student's record.

Are there any other court orders affecting access to the student. (Note: Copies of Court Documents are required)	Are there any other court orders affecting access to the student. (Note: Copies of Court Documents are required)
--	--

Any other custody or access issues that effect the student indicating Legal Guardianship than above, must upload copies of Court Orders.

Please upload any other documents that are applicable in this section: e.g. custody orders.

Emergency Contacts

Contact in Case of Emergency or School Closure

An 'emergency contact' is someone other than the student's parent or guardian. Please provide emergency contacts to be used in the event that school personnel cannot contact those listed as parent(s) or guardians

I acknowledge that I have no emergency contact

Emergency Contact #1 (Other than parents / guardians) [Copy from previous application]

Relation to student. (i.e. stepmother/grandfather, etc.)	<input type="text"/> This field is required.
Full Name	<input type="text"/> This field is required.
Home Phone	<input type="text"/> At least one of phone number must be entered.
Cell Phone	<input type="text"/> At least one of phone number must be entered.
Work Phone	<input type="text"/> At least one of phone number must be entered.

I need a 2nd Emergency Contact

These are contacts other than the students Parent/Guardian.

If there is no Emergency Contact, that is fine, please click the box indicated.

If you require more than one Emergency Contact, please click the box indicated and complete the information.

Important Student Medical Conditions

Please enter any medical considerations that the school should be aware of. Please leave BLANK if there are no concerns.

Medical Considerations

If the student DOES NOT have any medical concerns please leave the field below BLANK.

Medical conditions or problems the school should know about?
(i.e. anaphylactic reactions, diabetic, epilepsy, allergies, seasonal allergies, food sensitivity etc.) Please describe briefly:

For students that have **Life Threatening Allergies or Medical Conditions that require the Administration of Medical Treatment or Medication at**

school please click below to see our Administrative Procedures and the corresponding forms to ensure correct action is taken at the school.

[AP - 316 Administration of Medication and Medical Treatment to Students](#)

[Form 316-1 Administration of Medication or Medical Treatment Form](#)

[AP 317 - Protection of Those with Life Threatening Allergies](#)

[Form 317-1 Risk Reduction Plan and Emergency Plan - Anaphylaxis](#)

Student Special Needs

To provide an opportunity for the school to understand the student's needs please complete the Student Special Needs areas. Each question requires a Yes or No answer. If you answer Yes, there will be another question appear to get more information and allow you to upload any documents you may have to provide the school with more information to best serve your child.

Student's Special Needs

Collecting this information provides an opportunity for the school to understand your student's needs.

Has your child formerly attended a Program Unit Funded (PUF) program?

Has your child formerly attended a Program Unit Funded (PUF) program?
This field is required.

Specialized Programming

Has your child received specialized programming or support in their former school? Including IPP's or Educational Plans

Has your child received specialized programming or support in their former school? Including IPP's or Educational Plans
This field is required.

Special Equipment

Does your child have any special equipment needs?

Does your child have any special equipment needs?
This field is required.

Medical Diagnosis

Does your child have any Medical Diagnosis? (E.g. Doctor letter or hospital such as Glenrose report)

Does your child have any Medical Diagnosis? (E.g. Doctor letter or hospital report)
This field is required.

Formal Assessments

Has your child had any formal assessments?

Has your child had any formal assessments?
This field is required.

Services or Agency Support

Is your child receiving any services and or agency supports? (E.g. Alberta Health Services, (FSCD) Family Supports for Children with Disabilities, private therapies or counselling, etc.)

Is your child receiving any services and or agency supports? (E.g. Alberta Health Services, (FSCD) Family Supports for Children with Disabilities, private therapies or counselling, etc.)
This field is required.

Other Special Needs Information

If the student DOES NOT have any Other Special Needs Information please leave the field below BLANK.

Please provide any other information that may not have been covered above that you feel will be important to the school.

Please provide any other information that may not have been covered above that you feel will be important to the school.

Indigenous Students

Indigenous Student Self-Identification

If you wish to self-identify your child as Indigenous, please select one:

First Nation (status)
 First Nation (non-status)
 Métis
 Inuit

If your child is not Indigenous, please continue on to next page.

Indigenous student self-identification

Dear Parent(s) and Guardian(s),

As you register your child (children) for the school year, please take the time to look at the **Indigenous Student Self-Identification** question on the form. If you or your child (children) identify as First Nations, Métis, Non-Status or Inuit, you can identify under **Alberta Education Aboriginal self-identification**.

Please note, you do not need to have a Treaty or Métis card to self-identify. Self-declaration is voluntary and is collected pursuant to Section 33 of the Freedom of Information and Protection of Privacy Act and will be kept strictly confidential.

In self-identifying your child (children) this information is then used as part of the funding calculation for our Division. The funding is then allocated to the Division Indigenous Program, which houses the Indigenous Program Team for our schools as well as, allows us to develop culturally appropriate professional development for our Administration, teachers and staff, along with cultural activities and other supports for our students at the school and Division level.

For further information, please refer to: <https://www.alberta.ca/first-nations-metis-or-inuit-student-self-identification.aspx> or contact Alberta Education at 780-427-8501.

If you have questions regarding the collection of student information by the school board, please contact the School Board Superintendent at 780-532-4491.

As you register your child (children) for the school, please take the time to look at the Indigenous Self-Identification question on the form. If you or your child identify as First Nations, Métis, Non-Status or Inuit, you can identify under the Alberta Education Aboriginal Data Collection Initiative. Please note, you do not need to have a treaty or Métis card to self-identify. Self-declaration is voluntary and is collected pursuant to Section 33 of the Freedom of Information and Protection of Privacy Act and will be kept strictly confidential. In self-identifying your child this information is then used as part of the funding calculation for our Division. The funding is then allocated to the Division Indigenous Program.

Information, Consent Forms and Agreements

Freedom of Information and Protection of Privacy Act (FOIP)

Please read the information regarding the Division collection and use of personal information.

FOIP Consent

This consent allows the School to use the student's personal information.

By signing this form, you are agreeing that your child's personal information may be used in the following ways by the school and school Division. Examples include, but are not limited to:

- video recordings;
- displays;
- posting pictures, videos, podcasts or presentations online;
- external publications such as brochures, program booklets, or newsletters; and
- accessing and posting information to public websites or social media applications (e.g., Facebook, Picasa, Flickr, YouTube, Twitter and other emerging technologies).

There may also be occasions where photos are taken of students at school sponsored activities by media or staff, for publication, where students are not identified by name, such as: photographs or videos of students on the playground, taking part in music or sporting events or simply watching an event, etc.

Copyright Consent

The federal Copyright Act requires that permission from the copyright owner, in this case the student, be obtained from the student's parent to use or reproduce the schoolwork (e.g. artwork, essays, poems) in this way. For example, the school may want to display student artwork at community events or on the school's web page, or submit schoolwork to Alberta Education. Displaying the work would be considered a "public performance" of the work under the Copyright Act.

Electronic Communications Consent

Allows the school to communicate with all the emails listed within the application electronically.

Responsible Use of Technology – Parent Endorsement for Student

To allow students to use Division and Personal technology within the Division.

Fee Agreements and Pre-Authorized Debit Forms

Any Programs (French Immersion, Montessori or Programs of Choice) that require tuition payments will have an outline of tuition fees and a pre-authorized debt forms that are required for with payment.

Immunizations for Kindergarten Students

Students registering for Kindergarten, their registration form will contain information from Alberta Health Services on Immunization.

Violence/Threat Risk Assessment (VTRA) Fair Notice Letter

Information on VTRA

Emergency Procedures Guide for Parents

Provides information for parents on emergency procedures, terminology, drills dismissals and parent-child reunion procedures during an emergency.

Declaration

Declaration

I declare that all the information on this form is, to the best of my knowledge, accurate.
Please Note: You cannot make changes once you have submitted your form. You can only return to the form to upload documents.

I agree to inform the school if there are any changes to this information.

Please Note: You cannot make changes once you have submitted your form
For any further changes after submission please contact the school.

I hereby certify that the above information given are true and correct

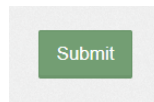
Parent / Guardian Electronic Signature
By entering your name in this field, you are providing electronic consent

Date:
This field is required.

Final step of the registration is to declare all the information is accurate.

Submit

Click submit when your form is complete.



Once the form has been submitted, no further revision can be made, other than additions of document uploads. Please contact the school for any further revisions.